

DETAIL LEGEND

MINIMUM SET BACK CLEARANCES FOR SUPPLEMENTAL STREET FURNITURE PLACEMENT

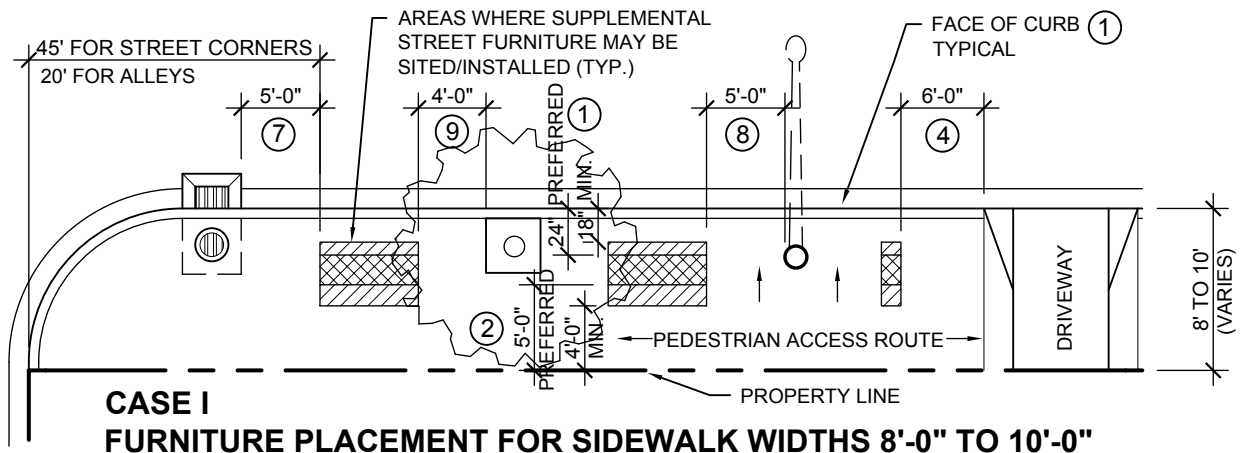
- ① **FROM FACE OF CURB:** PREFERRED MINIMUM CLEARANCE IS 2'-0"; ABSOLUTE MINIMUM CLEARANCE IS 1'-6"
- ② **PEDESTRIAN ACCESS ROUTE (PAR):** PREFERRED MINIMUM CLEARANCE IS 5'-0"; ABSOLUTE MINIMUM CLEARANCE IS 4'-0". PAR SHALL BE KEPT FREE AND CLEAR OF ALL OBSTRUCTIONS.
- ③ **FROM STREETS, ALLEYS & RAILROAD CROSSINGS:** 45' FROM STREET INTERSECTIONS; 20' FROM ALLEY ENTRANCES; 100' FROM RAILROAD CROSSINGS.
- ④ **FROM DRIVEWAYS & ACCESS RAMPS:** 6'-0" FOR DRIVEWAYS; 5'-0" FOR ACCESS RAMPS TO/FROM CROSSWALKS OR STREET AREAS.
- ⑤ **FROM BUILDING FIRE SAFETY EQUIPMENT/STANDPIPE CONNECTIONS:** 3'-0"
- ⑥ **FROM THE EDGES OF BUILDING PEDESTRIAN INGRESS/EGRESS POINTS:** 3'-0" (INCLUDES BUT IS NOT LIMITED TO DOORWAYS, GATES, STAIRS, ACCESS RAMPS, ETC.)
- ⑦ **FROM SUBGRADE EQUIPMENT:** 5'-0" (INCLUDES BUT IS NOT LIMITED TO THE FOLLOWING: STORM DRAIN CATCH BASINS, UTILITY VAULTS, GAS/WATER METER BOXES, ELECTRICAL OR TRAFFIC SIGNAL BOXES, BASEMENTS, BASEMENT DELIVERY LIFT DOORS, (SUBWAY) EMERGENCY EXIT STAIRWELLS, ETC.)
- ⑧ **FROM ABOVE GRADE EQUIPMENT:** 5'-0" (INCLUDES BUT IS NOT LIMITED TO THE FOLLOWING: UTILITY POLES, STREET LIGHT POLES, FIRE HYDRANTS, TRAFFIC SIGNAL CONTROL BOXES, METER PEDESTALS, TRANSIT SHELTERS, GUY WIRES, ETC.)
- ⑨ **FROM TREETWELLS & PLANTING AREAS:** 4'-0" (UNLESS STREET FURNISHINGS ARE DELIBERATELY INSTALLED AS PART OF A PLANTING AREA. STREET FURNISHINGS DELIBERATELY PLACED IN WITHIN PLANTING AREAS ARE REQUIRED TO HAVE A CONCRETE PAD BENEATH THEM)

NOTES:

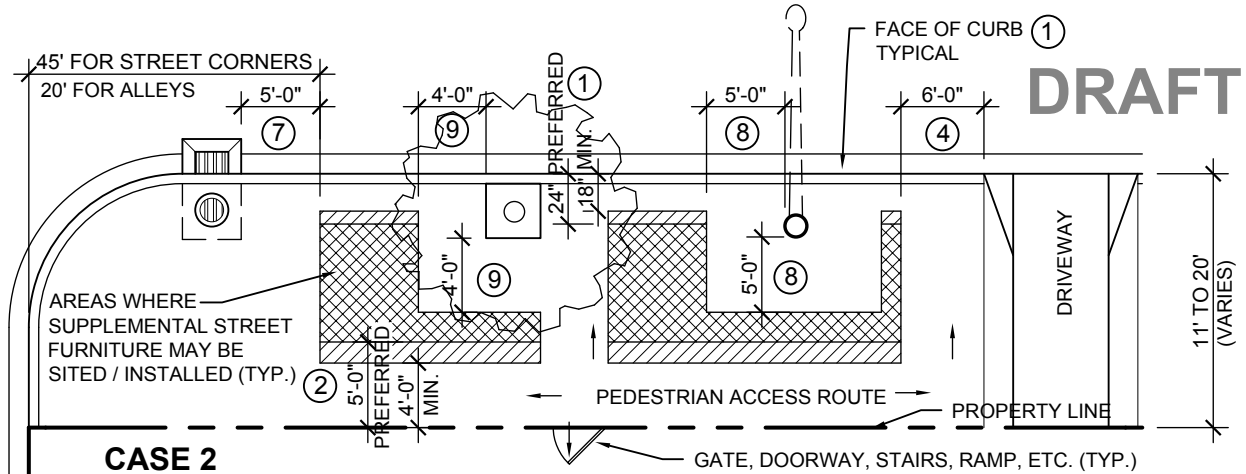
- I. ALL SUPPLEMENTAL STREET FURNITURE INSTALLATIONS REQUIRE BOTH A CONSTRUCTION PERMIT FOR INSTALLATION AND REVOCABLE PERMIT TO FACILITATE ON GOING MAINTENANCE, ISSUED BY THE BUREAU OF ENGINEERING. THE DEPARTMENT OF PUBLIC WORKS DOES NOT MAINTAIN SUPPLEMENTAL STREET FURNISHINGS.
- II. SUPPLEMENTAL STREET FURNISHINGS CAN NOT BE PLACED ON SIDEWALKS THAT ARE LESS THAN 7'-0" IN WIDTH.
- III. DUE TO THE CITY'S CONTRACTUAL PROGRAM(S) THAT PROVIDE(S) TRANSIT SHELTERS AND BUS BENCHES, SUPPLEMENTAL STREET FURNITURE IS GENERALLY NOT RECOMMENDED FOR PLACEMENT WITHIN BUS STOP ZONES. SUPPLEMENTAL STREET FURNITURE IS OCCASIONALLY ALLOWED WITHIN BUS STOP ZONES AND APPROVED ON A CASE BY CASE BASIS; ALL STREET FURNISHINGS WITHIN BUS STOP ZONES ARE SUBJECT TO RELOCATION AND/OR REMOVAL BY THE CITY AT ANY TIME

DRAFT

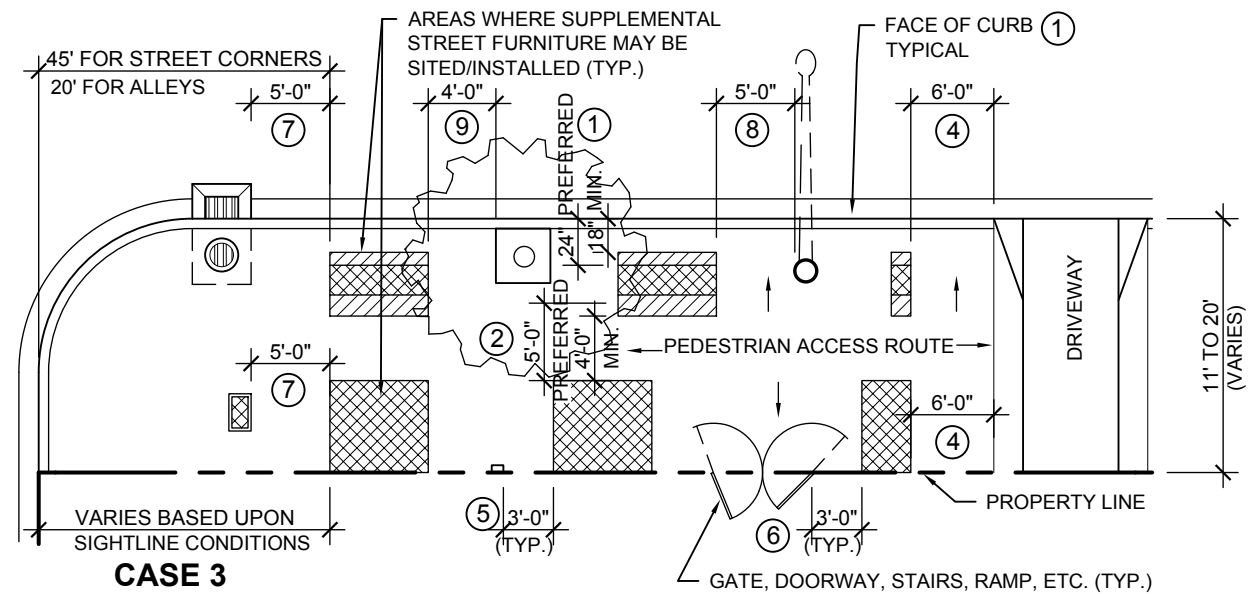
PREPARED BY : _____ CHECKED BY : _____ REVIEWED BY : _____	DIRECTOR : WILLIAM A. ROBERTSON BY : _____ HUGH S. LEE, DIVISION ENGINEER ENGINEERING DIVISION DATE : _____ 20__	CITY OF LOS ANGELES DEPARTMENT OF PUBLIC WORKS BUREAU OF STREET SERVICES						
		<table border="1" style="width: 100%; border-collapse: collapse;"> <tr> <td style="width: 33%;">REFERENCES PLANS</td> <td style="width: 33%;">SERIAL/SKETCH NO.</td> <td style="width: 33%;">SHEET OF</td> </tr> <tr> <td></td> <td></td> <td style="text-align: center;">2 2</td> </tr> </table>	REFERENCES PLANS	SERIAL/SKETCH NO.	SHEET OF			2 2
REFERENCES PLANS	SERIAL/SKETCH NO.	SHEET OF						
		2 2						



**CASE 1
FURNITURE PLACEMENT FOR SIDEWALK WIDTHS 8'-0" TO 10'-0"**



**CASE 2
FURNITURE PLACEMENT FOR SIDEWALK WIDTHS 11'-0" TO 20'-0" +**



**CASE 3
FURNITURE PLACEMENT FOR SIDEWALK WIDTHS 11'-0" TO 20'-0" +**

PREPARED BY : _____	DIRECTOR : WILLIAM A. ROBERTSON	CITY OF LOS ANGELES DEPARTMENT OF PUBLIC WORKS BUREAU OF STREET SERVICES	
CHECKED BY : _____	BY : _____ HUGH S. LEE, DIVISION ENGINEER ENGINEERING DIVISION		
REVIEWED BY : _____	DATE : _____ 20	REFERENCES PLANS	SHEET OF
		SERIAL/SKETCH NO.	1 2